



## Safety Notice

130005

**Date:** July 29, 2013  
**Model Affected:** Z-135/70  
**Subject:** Secondary Boom Angle Sensor Calibration  
**Allowable Hours:** 60 minutes

---

### Issue:

Genie has become aware of secondary boom angle sensor calibrations performed in the field in which the machine's service manual may not have been followed creating an improperly calibrated machine. **An improperly calibrated machine can lead to machine instability resulting in a machine tip over.**

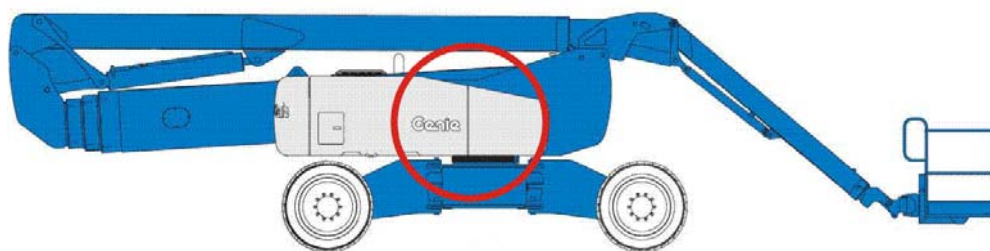
### Action Required:

**This safety notice requires the immediate removal of all Genie Z-135/70 Boom lifts from service. Machines may only be returned to service after the inspection listed below is performed.**

Tool required: Properly calibrated Digital level with magnetic base.

### Inspection Procedure:

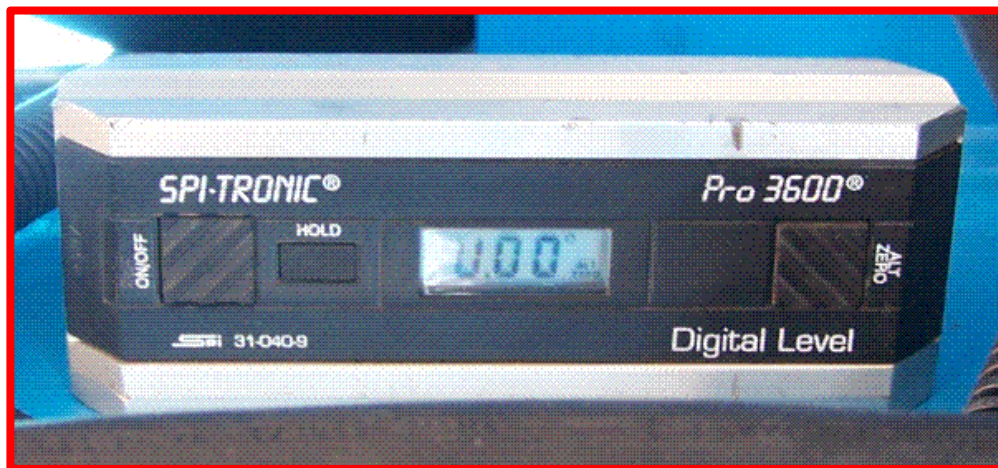
1. Locate and remove all of the machine models listed above from service.
2. Perform this procedure with the machine on a firm level surface, with the axles extended and the boom in the stowed position.
3. Locate the swing chassis.



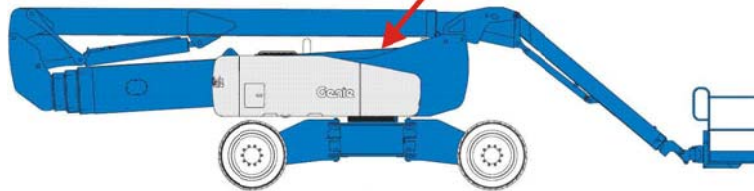

4. Place the digital level on the swing chassis as shown below.




5. Set the digital level read out to zero.



6. Working on the same side of the machine, move the digital level from the swing chassis to the top of the secondary boom closest to the pivot end as shown below. Do not change the orientation of the digital level.



7. At the ground controls:
- Start the engine.
  - Fully raise the secondary boom  until any one of the inner boom sections just starts to extend.
  - Stop extending and turn the engine off.

Note: If the digital level times out before the secondary boom is fully raised, repeat the procedure from step 4.

8. Record the value displayed on the digital level in the attached “Completion Form”.
- ⊙ If the value is greater than or equal to ( $\geq$ )  $75.5^\circ$ , the machine is safe to use and can be returned to service. Finish filling out the “Completion Form” and return to Genie. No further action is required.
  - ⊗ If the value is less than ( $<$ )  $75.5^\circ$ , the machine must remain out of service. The secondary boom angle sensor will need to be calibrated. Continue on to step 9.



## Safety Notice

# 130005

9. Calibrate the secondary angle sensor of the machine per the instructions in the machine's service manual (section 4-9). Record the desired digital level reading, greater than or equal to  $(\geq) 75.5^\circ$ , after calibration in the attached Completion Form.

**Note: Do not perform this procedure unless you are trained and qualified to do so.** To search for your nearest Terex AWP authorized dealer, click the link below:

<http://www.genielift.com/dealersearch>

10. Return the machine to service.
11. Finish filling out the "Completion Form" and return to Terex AWP Warranty Department. This will serve as verification that you have completed Safety Notice 130005.

### Reimbursement:

Only Genie Dealers will be reimbursed for labor or any other costs associated with this bulletin under the provisions of our LIMITED PRODUCT WARRANTY statement.

Machine owners without a valid Genie account can contact their nearest Terex AWP dealership or Terex AWP Service Centers for assistance.



## Safety Notice

**130005**

### Warranty:

The labor and travel miles required to perform this inspection and installation are covered under the provisions of our LIMITED PRODUCT WARRANTY statement. Warranty claims can be submitted by paper claims, fax or email. If you need more information about filing a warranty claim, call Terex AWP Warranty department.

Genie and ANSI requires that the seller of a Genie machine report to Genie the model and serial number of each machine sold, as well as the name, address, and telephone number of the new owner, within 60 days of the sale. OSHA and ANSI also require that the manufacturer's safety notices be completed. It is your responsibility to communicate this important information to all machine owners and applicable branches. If you require additional copies of this safety notice or have any questions, please contact Genie's service department at:

United States	800-536-1800
Canada	425-881-1800
Europe	+31 653 221 908
Australia	61 733751660
All other locations	001-425-881-1800

### Enclosures:

- Machine List Report
- New Owner Update Form
- Completion Form



# Safety Notice 130005

## New Owner Update Form

(for updating machine owner information only)

Genie and ANSI requires that the seller of a Genie machine report to Genie the model and serial number of each machine sold, as well as the name, address, and telephone number of the new owner, within 60 days of the sale.

- If you have sold a machine, list new owner's name, address and phone number, for each machine. List complete model and serial number.

**New Owner Information:**

	Machine 1	Machine 2	Machine 3
Model*	_____	_____	_____
Serial Number *	_____	_____	_____
Owner Name*	_____	_____	_____
Address 1*	_____	_____	_____
Address 2	_____	_____	_____
City/State/Zip*	_____	_____	_____
Phone Number*	_____	_____	_____
Contact Person	_____	_____	_____

\* Required fields

**Seller Information:**

Date: \_\_\_\_\_

Company Name: \_\_\_\_\_

Account #: \_\_\_\_\_

Address: \_\_\_\_\_

(street) \_\_\_\_\_

(city) \_\_\_\_\_

(state, zip code) \_\_\_\_\_

Phone #: \_\_\_\_\_

- List any machines that could not be inspected or repaired because of the following:

Model & Serial Number	Scrapped	Exported	Stolen	Other (explain)
_____	-	-	-	_____
_____	-	-	-	_____
_____	-	-	-	_____
_____	-	-	-	_____
_____	-	-	-	_____
_____	-	-	-	_____
_____	-	-	-	_____
_____	-	-	-	_____

**Fax to:**

United States:	877-738-7530
Canada:	425-498-7530
All other locations:	001 425 498 7530



# Safety Notice 130005

## Completion Form

Your signature on this form will verify that you have performed Safety Notice 130005 and completed the necessary actions before returning the machine to service.

- If the digital level reading is greater than or equal to ( $\geq$ ) 75.5 °, the machine is safe to use and can be returned to service.
- If the value is less than ( $<$ ) 75.5 °, calibrate the secondary boom angle sensor before returning the machine to service. Refer to section 4-9 of the machine's service manual for the calibration procedure.

List the complete model and serial number (example: Z13505-146 or Z13507-556 or Z13512-1750 )

Serial Number	1st digital level read-out	2 <sup>nd</sup> digital level read out after calibration is performed

Date: \_\_\_\_\_  
 Company Name: \_\_\_\_\_  
 Account #: \_\_\_\_\_  
 Address: \_\_\_\_\_  
 (street) \_\_\_\_\_  
 (city) \_\_\_\_\_  
 State, zip code \_\_\_\_\_  
 Phone #: \_\_\_\_\_

Fax to:      United States      877-738-7530  
                  Canada                425-498-7530  
                  All other locations    001-425-498-7530

E-mail:      AWP.Warranty@terex.com

Service Manager (Print Name)

Signature